
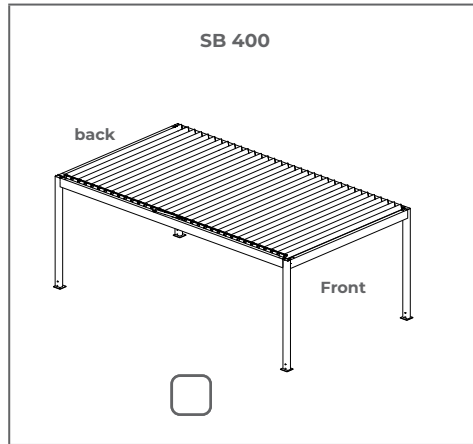
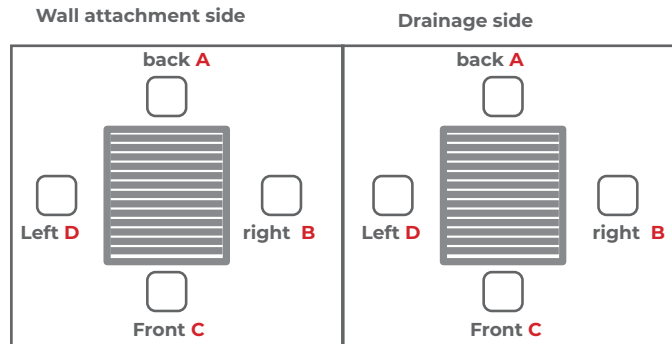
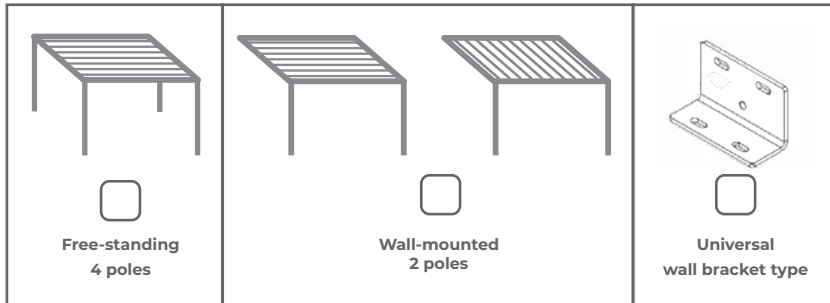


1. Model SB 400

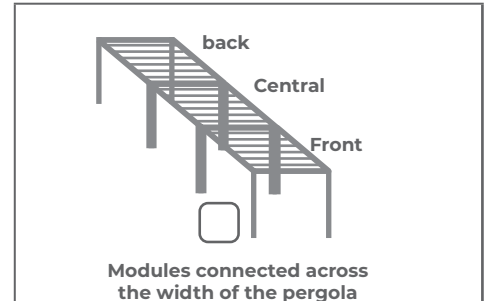
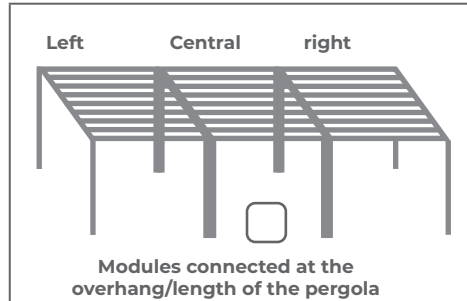
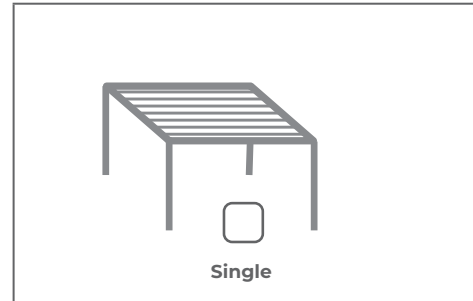


DRAINAGE FROM GUTTERS	
Prepared in the gutter from left/right No holes (only drainage)	Drainage hole made at a distance of [...] from the rear to the axis of the hole
1	1 mm
2	2 mm
3	3 mm
4	4 mm
*Plastic drain for extra charge	

2. Variant of pergola



3. Is the product in modular version?

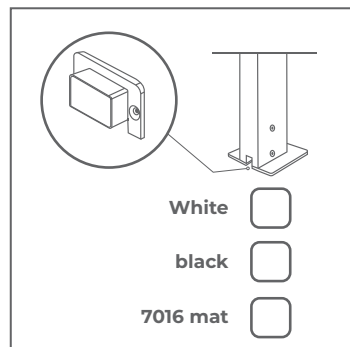


4. colours

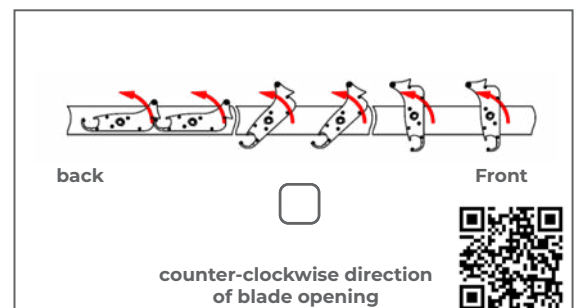
Construction	Blades
<input type="checkbox"/> Ral 9016 mat	<input type="checkbox"/>
<input type="checkbox"/> FSM 71319 struktura	<input type="checkbox"/>
<input type="checkbox"/> RAL 7016 mat	<input type="checkbox"/>
Other RAL* Construction	
<input type="text"/>	
Different colour RAL* Blades	
<input type="text"/>	

* at extra charge

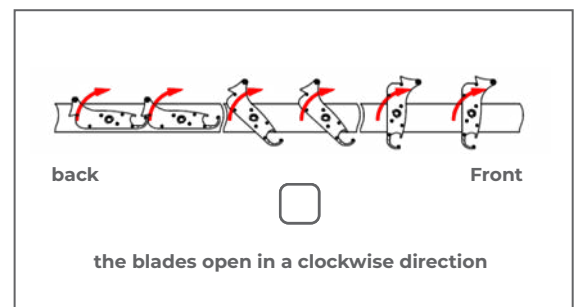
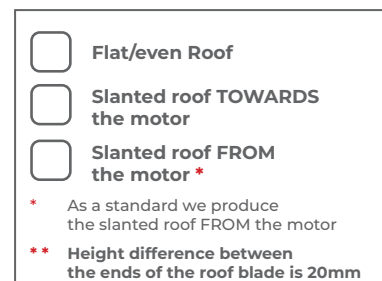
5. The colors of the mask



6. Direction of blades opening



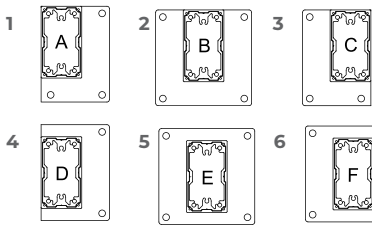
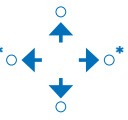
7. Roof Slant



8. Feet:

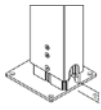
MARK THE DIRECTION OF WATER DRAINAGE

* Drainage on the wider side of the column at extra cost



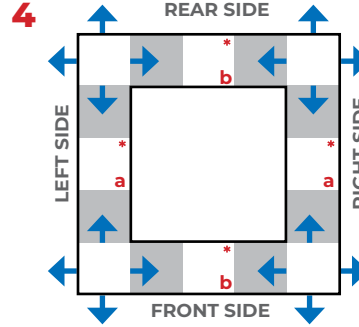
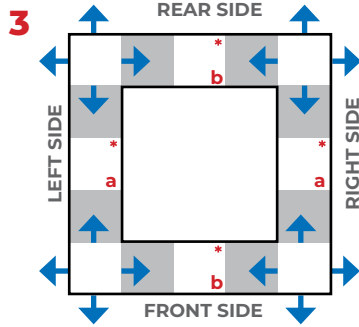
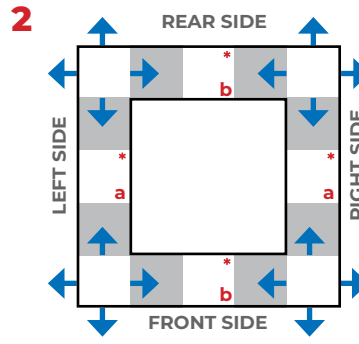
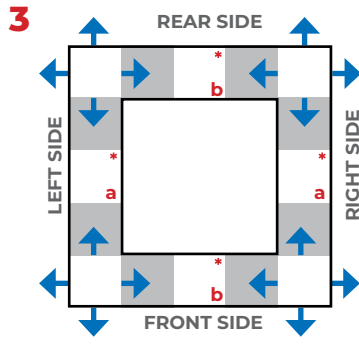
9 M- ATTACHMENT TO THE WALL

Z- FLUSH FOOT



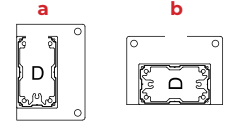
R -ADJUSTABLE FOOT

Enter the foot type in the corresponding white boxes, for each module ordered (max. 4 per form).



*ADDITIONAL COLUMNS (WITHOUT DRAINAGE) AT EXTRA COST

LOCATION OF ADDITIONAL POSTS




*** DISTANCE BETWEEN POLES INTERMEDIATE POLES LEFT AND RIGHT CLEARANCE TO REAR POLE

INTERMEDIATE POLES FRONT AND REAR CLEARANCE TO THE LEFT-HAND POST



IN THE WALL MOUNTED VERSION, WITHOUT E.G. REAR POSTS, THE DISTANCE MEASURED FROM THE INTERMEDIATE POLE TO THE END OF THE PERGOLA

10. Dimensions

No.	Width max 4000 mm	Overhang/length max 7000 mm	Clear height max 2800 mm	Engine side left/ right	Wall attachment side left/right front/rear	Drainage side left/ right front/rear	Module: 1.single 2.left/centre/right 3. front/centre/rear	Intermediate pole left/ right front/ rear	Intermediate pole SYMMETRICALLY  or specify the distance of the intermediate column ***
1									
2									
3									
4									

11. Controlling

Engine Picolo 230V 0-90°

Engine Pergola 24V 0-120°

*Somfy slim RTS

*Somfy slim IO

*Elero Combio 868

** Driver BLEBOX

*Pilot 5k RTS

*Pilot 5k IO

*Pilot 5k Elero

** Pilot BLEBOX

Engine Pergola 12v + Solar set

* control available at extra charge

** control included in the price

Additional Revision in the beam behind the engine

Additional automation, remote controls/sensors, etc.

Delivery address

The Buyer declares that he is fluent in English, understands the statements made and received in English. He understands his order and has read and accepts the General Terms and Conditions of Sale, the General Terms and Conditions of Guarantee and the Technical and Operational Documentation and the Declaration of Performance. For outdoor systems, the Declaration of Conformity and for motorised systems and the information for the installation of the safety components for indoor chain and cord systems, available at: www.selt.com/dte-en

Signature

Orderer

Date

12. Led lighting

LED 3200K COB LED strip on the inner perimeter of the pergola

Light points in feathers* 3200K

* radio receiver compatible with selected control included in price

13. Led control

Mi light + Remote rfycontrol (included)

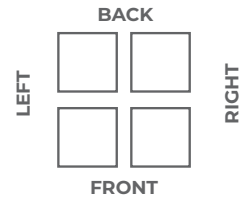
Somfy white Led Receiver IO

Somfy Lighting Slim Receiver RTS

Elero Combio 868 LI

BLEBOX W Light BOX PRO

14. LED power supply mount, mounting pole



Notes